



We give you our PRODUCT BOOK – a catalogue which is a summary of our many years of experience and hard work. It is thanks to the “Know How” that we have the highest quality products and a team of Educators, who in less than 3 years have won over 600 medals at the Worldwide Championships: 6 gold ones in Las Vegas, two at the European Championship 2016 and most recently two at the World Championships 2017 or astronomical 34 medals at Naillympia Texas 2018.

Thanks to the fact that our Educators take an active part in testing and evaluating, every area of product technology we develop, we know that we are putting the best professional products into your hands. We carefully select ingredients and formulas, guaranteeing the highest quality product. We design our beautiful packaging with modern designs so that our products are comfortable to use but also visually effective and pleasing to the eye.

We are the leader in creating trends that allow us to boast our unique, exclusive to Indigo products like Mermaid Effect, Metalmanix®, MetalManix Chameleon® and Pixel Effect®.

Every day there are hundreds on our team who work to meet your requirements and are eager to help you pursue your passion.

Thank you for being with us.

Your Indigo Team

INDEX

10	Gel Polishes
41	Gel Method
54	Color Gels
65	Acrylic Method
70	Color Acrylics
74	Subsidiary products
81	Nail Polishes
93	Nail Effects
102	Accessories
110	Home SPA – creams, lotions, oils

GEL POLISH

gel polish

WEDDING- COLORS

HOW BIG IS YOUR DIAMOND



BIG MISTAKE



LIKE A VIRGIN



TRANSPARENT THE ONE



MR&MRS INDIGO



WIFI WIFE TRANSPARENT



MONOGAMY IS NOT FUNNY



I'M NOT SURE



FINALLY!



SAY YES







gel polish

COLORS BY SARA BORUC

DIAMONDS FOR BREAKFAST



SIN CITY



MY FAV BAG



MY KING ARTHUR



DEVIL WEARS RED



MY NAME IS SARA



JUICE



BILLIONAIRE



gel polish

GEL POLISHES

Why do Stylists all over the globe love Indigo gel polishes?

Because:

- they have the most beautiful and extensive range of colors,
- they do not flood the cuticles,
- they do not chip,
- they have amazing bonding properties,
- they are strongly pigmented and provide great coverage,
- the careful selection ensures that only the safest and best ingredients are used,
- they have a semi-thick consistency,
- they have a super quick curing time (20 seconds),
- they are great for creating all different types of designs,
- they are perfect for use on nail effects like Mermaid Effect, Holo and Metal Manix.

Did you know that Vogue Magazine called Indigo 'an expert in the field of colors'? Discover a fascinating world of colors! If you are looking for inspiration, check out our Instagram @indigonails and see the amazing works of art created by our talented Stylists.

Indigo offer includes Tyree types of Gel Polish:

Gel Polish – amazing colors, more than 200 hues to choose from, great pigmentation, two layers give the 100% coverage

Effect Gel Polish – transparent mist that we put on the base of a chosen color, giving the multicolor glimmer

Glitter Gel Polish – Glitter polish with the brilliant coverage – there is no need to put them on other color

curing time: UV 2 min. Multi Led 30 sec.

volume: 7 ml

Celebrities and Influencers love Indigo Gel Polishes and have created their own signature collections in a range of colors and palettes. Discover amazing ranges created by Natalia Siwec, Sara Boruc and Agnieszka Popielewicz-Hyży.





gel polish

COLORS - WE ARE THE COLORS



* This color needs more time of curing than other colors in We Are The Colors collection. It is a common situation in case of yellow hues. The time of curing the Hedonist should be adjusted to the power and run of the lamp - from 30 to 60 seconds. You should work with thin layers.



gel polish

MAMA STYLE - COLORS



* semi-transparent colors



gel polish

MIAMI COLLECTION - COLORS



gel polish

SUMMER COLLECTION - COLORS





gel polish

PARIS COLLECTION - COLORS







gel polish

GEL POLISH CLASSIC - COLORS



* semi-transparent colors













gel polish

GLITTER - COLORS



gel polish

EFFECT - COLORS



gel polish

INDIGO BOX – GEL POLISH MANICURE KIT

Are you starting your adventure in creating gel polish manicures?
Choose our INDIGO BOX.

The kit includes:

- 1 Led 9W lamp with lead

GEL POLISH:

- 3 Colours from the latest Indigo colour collection (7ml)
- 1 Protein Base (7ml)
- 1 Top 3D Gloss (7ml)
- 1 Dry Top (7ml)

GEL BRUSH:

- 1 White (5ml)

ADDITIONAL ITEMS:

- 1 Acid Free Primer (5ml)
- 1 Cleaner (5ml)
- 1 Cleaner Super Shine (50ml)
- 1 Lanoline Remover (50ml)
- 1 Cuticle Oil - Shea Elixir Indigolicious (8ml)

ACCESSORIES:

- 2 Nail Files
- 2 Nail Buffers
- 1 Set of foils to remove your gel polish (50 pcs.)
- 1 Set of a dust-free cotton pads (250 pcs.)
- 1 Set of cuticle sticks (10 pcs.)
- 1 Indigo branded towel

EFFECTS:

- 2 Mirror dusts
- 2 Metal Manix dusts
- 1 Mermaid Effect®

- 1 Application stick

The ideal set, full of products that will set the foundation for your new adventure!
This stylish box includes wonderful scented body and hand cosmetics from Indigo.





ND|GO
NAILS LAB
Protein Base
REMOVABLE

GEL POLISH BASE COATS

Indigo gel polish base coats are known for bonding seamlessly to the natural nail plate. Our range contains many products with versatile features which can be matched to the type of nail plate and individual preference of the Client. This is the best way for each Client to enjoy a lasting manicure.

Indigo gel polish base coats should be cured in an (Multi) LED lamp for 30-60 seconds or 2 minutes in a UV lamp.

PROTEIN TREATMENT

Indigo Protein treatment is one of the best products you can suggest to your Client. Not only does it protect the manicure, but it also makes it last longer – it's the perfect solution for weak and soft nail plates. Protein Base creates a strong but elastic surface and thanks to its jojoba proteins it interacts well with the natural nail plate and creates a strong bond. After bonding to the structure of the natural nail plate, any imperfections on the nail plate are filled, the rough areas smoothed out and the nails will grow longer and stronger. If your client doesn't see herself wearing traditional nail enhancements like gel or acrylic, offer her the Indigo Protein Treatment! The base coat allows you to build the apex and can make the nail longer by up to 3mm, enabling you to fix a broken nail. Simple!

Protein Base should be applied like a standard base coat. If you want to build up the apex, the first coat should be applied very thinly. Once cured in the lamp apply a second layer, building a coat, which will allow you to shape the perfect apex. Next, take your preferred file and smooth out the surface and apply gel polish – if preferred. You can also leave the nails with nothing only the base coat because the product looks just as shiny, sleek and sophisticated on its own.

gel polish base coats

PROTEIN BASE REMOVABLE

- Contains jojoba proteins
- Semi-thick consistency
- Hard but elastic at the same time
- Smoothes out the imperfections on the nail plate
- The ability to build up the apex
- It can make the nail longer up to 3 mm
- Has the ability repair a broken nail
- So strong that it can be used as a base coat in gel manicure
- Does not flood the cuticles
- Can be worn on its own

CONSISTENCY: semi-thick

DISPERSION LAYER: yes

CURING: Dual LED: 30 seconds | UV: 2 minutes

DISSOLVES: yes

volume: 7 ml, 13 ml



gel polish base coats

GEL POLISH REMOVABLE BASE

- Traditional gel polish base coat designed specifically for normal nails
- It is flexible – works well on the natural nail plate
- It has a very sticky dispersive layer which ensures the easy and even distribution and adherence of gel polish color to the nail plate

CONSISTENCY: thin

DISPERSION LAYER: yes

CURING: Dual LED: 30 seconds | UV: 2 minutes

DISSOLVES: yes

volume: 7 ml, 13 ml



gel polish base coats

GEL POLISH LIQUID REMOVABLE BASE

- Gel Polish base coat designed to cater for a problematic nail plate, recommended to clients with hyperhidrosis and hormonal imbalance
- Very efficient – all you need to do is to place a drop onto the nail plate
- It has a thin consistency which gets absorbed into the grooves of the nail plate and bonds with it
- It doesn't make the nail plate thicker – it creates a very thin, natural manicure.

Tip

Base leaves a strong dispersive layer which needs to be gently rubbed off with a dry brush for gel or with a cotton swab before applying the color.

CONSISTENCY: thin

DISPERSION LAYER: yes

CURING: Dual LED: 30 seconds | UV: 2 minutes

DISSOLVES: yes

volume: 7 ml, 13 ml



gel polish base coats

GEL POLISH ULTRA STRONG BASE

- Gel polish base coat dedicated to soft and damaged nails
- It works well on problematic nail plates creating a durable "shield" on the nails surface
- It doesn't dissolve when Remover is applied, so it protects the natural nail plate against the direct contact of acetone and becomes a durable shield for the client's next manicure.

Tip

We recommend leaving the original layer of base coat upon the next application. All you need to do is lightly buff the nail plate and fill in the base area of the nail where there is visible new growth.

CONSISTENCY: thin

DISPERSION LAYER: yes

CURING: Dual LED: 30 seconds | UV: 2 minutes

DISSOLVES: no

volume: 7 ml, 13 ml







GEL POLISH TOP COATS

Indigo gel polish top coats have many different features – you'll easily find the right product for the perfect manicure you want to create.

Every top coat:

- has a beautiful shine finish,
- makes the manicure last longer,
- highlights the color depth,
- protects the manicure from scratches, abrasion and discoloration,
- doesn't flood the cuticles,
- protects the manicure created with nail effects (top coats with dispersive layer).

Tip

Choose the right curing time by estimating the strength of your nail lamp. If the top coat isn't cured long enough, it will turn matte and if it is cured too long, it will become yellow.

TOP COATS WITH DISPERSIVE LAYER

Tip

After curing the top coat wait before wiping the dispersive layer for about 30 seconds - if the top coat doesn't have time to cool down it will become dull with time.

top coats with dispersive layer

REMOVABLE TOP COAT

- Traditional, flexible gel polish top coat
- Doesn't change the color thanks to the reduced amount of UV filters
- Thin consistency allows the smooth application to create a nice line of light

CONSISTENCY: thin

DISPERSION LAYER: yes

CURING: Dual LED: 30 seconds | UV: 2 minutes

DISSOLVES: yes

volume: 7 ml, 13 ml



top coats with dispersive layer

TOP GLOSS 3D

- Spectacular shine
- Dedicated to experienced Stylists
- Contains UV filters
- Thin consistency allows the smooth application to create a nice line of light
- Recommended for simple, one-color manicures

A wonderful choice! This is the shiny top which the Indigo Instructor Madelene Wolf worked with when she achieved the World Champion 2017 title.

Tip

Wipe the dispersion layer before application.

CONSISTENCY: thin

DISPERSION LAYER: yes

CURING: Dual LED: 30 seconds | UV: 2 minutes

DISSOLVES: yes

volume: 7 ml, 13 ml



top coats with dispersive layer

PRO WHITE REMOVABLE TOP

- Gel Polish top coat created for Babyboomer and manicures created with pastel and nude shades
- Contains a lot of UV filters
- Perfect for a classic French manicure
- Thin consistency allows for a smooth application to create a nice line of light

CONSISTENCY: thin

DISPERSION LAYER: yes

CURING: Dual LED: 30 seconds | UV: 2 minutes

DISSOLVES: yes

volume: 7 ml, 13 ml





NO DISPERSION TOPS

no dispersion tops

DRY TOP SUPER SHINE

- Hard gel polish top coat without the dispersive layer
- Created for nail effects – creates a surface perfect for application of the nail art powders such as Holo Manix, GlassMe®, Metal Manix® Chameleon or Multichrome
- Doesn't contain UV filters
- We do not recommend it for weak or soft nails

Tip:

*To achieve the beautiful gloss, apply a thin layer of the top and cure it for 30 seconds.
Remember! Dry top should be applied on the nails strengthened by e.g. the protein or keratin base.
Otherwise it may start to crack.*

CONSISTENCY: thin

DISPERSION LAYER: no

CURING: Dual LED: 30 seconds | UV: 2 minutes

DISSOLVES: no

volume: 7 ml, 13 ml





GEL METHOD

GEL BASE COATS

Indigo gel base coats enhance the cohesion properties of the gel layers to their maximum, making the manicure very durable. They eliminate the problem of air pockets or bubbles. To choose the right base coat you need to evaluate the natural nail plate.

gel method - gel base coat

PERFECT BASE

- Hard gel base coat
- Dedicated to problematic nail plates, recommended in case of hyperhidrosis of the hands and hormonal imbalance
- Very efficient – you will only need to apply a very small amount on the nail
- Available in a jar form or in a bottle with a brush

Tip

Base coat leaves a very sticky dispersive layer which needs to be taken off with a dry brush for gel application or with a swab prior to color application.

CONSISTENCY: very thin

DISPERSION LAYER: yes

CURING: Dual LED: 60 seconds | UV: 3 minutes

DISSOLVES: no

volume: 5 ml | 15 ml | 30 ml



KERATIN TREATMENT

If your client has damaged nail plates but still would like to wear gel nails the perfect solution is Indigo Keratin Treatment. Keratin Base applied on short nails is the perfect base for a gel manicure. It can be applied as a standalone product to achieve stronger nail plates but at the same time a natural, aesthetic, milky finish on the nail.

Tip

Indigo Keratin Treatment can be used under Gel Polish.

gel method - gel base coat

KERATIN BASE

- This base coat is designed for damaged nails
- Contains particles of keratin which are absorbed into the structure of the nail plate and fill the areas of the nail where there is a deficiency of keratin
- Flexible – cooperates with natural nail plate
- Works with any type of gel and gel polish
- Apply two coats of the base coat and a top coat to create the natural effect of milky nails

Attention!

Cured base coat can contain granules – these are particles of keratin. To get rid of them all you need to do is wipe the surface with Cleaner and smooth out with a file and then wipe it with Cleaner again.

CONSISTENCY: thin

DISPERSION LAYER: yes

CURING: Dual LED: 30 seconds | UV: 2 minutes

volume: 5 ml | 15 ml



HARD GEL METHOD - BUILDER GELS

Builder gels available in the Indigo Nails range have a honey-like consistency (from semi-thick to very thick). They are transparent and self-leveling. They can be used to cover the entire nail plate and to enhance the nails. They create a hard structure and allow pinching for the perfect C-curve. These gels were used by The World Champion, Madalene Wolf, in winning her titles.

hard gel method - builder gel

ROSE PINK

- the only one-phase hard gel
- the most thin among the self-leveling building herd gels
- Transparent pink, to finish the French manicure
- to be harden on the natural nail plate
- perfect for infills
- a mixture of base, building gel and the glossy top all in one
- dedicated for Fast work

CONSTSTENCY: medium thick

DYSPESSION: YES

CURING: Multi Led: 30 seconds | UV: 2-3 minutes

POLYMERISATION: 4-6 seconds

SELF-LEVELING: yes

volume: 5 ml | 15 ml | 30 ml | 50 ml



hard gel method - builder gel

PERFECT CLEAR

- Semi-thick builder gel
- Speeds up work
- Doesn't contain UV filters

CONSISTENCY: thick

DISPERSION LAYER: yes

CURING: Dual LED: 30 seconds | UV: 2 minutes

SELF-LEVELING: yes

volume: 5 ml | 15 ml | 30 ml | 50 ml



* the polymerization time is dependent on the type of lamp and the layer thickness

hard gel method - builder gel

BUILDER CLEAR

- Classic, thick builder gel
- Hard and strong
- Used for creating long and very long nails
- Doesn't contain UV filters – not recommended for French manicure

CONSISTENCY: thick

DISPERSION LAYER: yes

CURING: Dual LED: 60 seconds | UV: 2-3 minutes

SELF-LEVELING: yes

volume: 5 ml | 15 ml | 30 ml | 50 ml



hard gel method - builder gel

TAKE YOUR TIME BUILDER

- Very thick
- Crystal clear
- Can be used to create a very thin structure
- Chosen by Stylists during Championships

Tip

The intense polymerization can create a strong burning sensation so apply the product in a thin layer

CONSISTENCY: very thick

DISPERSION LAYER: yes

CURING: Dual LED: 30 - 60 seconds | UV: 3 minutes

SELF-LEVELING: no

volume: 5 ml | 15 ml | 30 ml | 50 ml



* the polymerization time is dependent on the type of lamp and the layer thickness

HARD GEL METHOD - THE BUILDING GELS

Easy Shape line of builder gels available in the Indigo Nails range have a similar consistency to 'jelly'. They are hard and have different levels of pigmentation. They allow you to perfect the apex and the consistency provides a perfect product control. They do not require mixing. They cure for 30-60 seconds in a Multi LED lamp and 2 minutes in a UV lamp.

hard gel method - building gel

EASY SHAPE ROSY

- New generation of clear gel
- Transparent - peachy shade
- The most popular choice among Stylists
- Slightly levels itself
- Can be used to build structure, create an apex and a C-curve
- Easy to file

CONSISTENCY: thick

DISPERSION LAYER: yes

CURING: Dual LED: 30 - 60 seconds | UV: 3 minutes

SELF-LEVELING: slightly

volume: 5 ml | 15 ml | 30 ml | 50 ml



hard gel method -building gel

EASY SHAPE MILKY PINK

- Milky-pink shade
- 50% coverage
- Pliable
- Perfect for Babyboomer/Ombre
- Can be used as a standalone product – creates a subtle, milky finish

CONSISTENCY: thick

DISPERSION LAYER: yes

CURING: Dual LED: 30seconds | UV: 2 minutes

SELF-LEVELING: slightly

volume: 5 ml | 15 ml | 30 ml | 50 ml



* the polymerization time is dependent on the type of lamp and the layer thickness

hard gel method –building gel

EASY SHAPE LIGHT ROSE

- 70% coverage
- Flesh-toned with a hint of pink
- Speeds up work
- Perfect as a base for a color gel
- Very pliable
- Doesn't flood the cuticles
- Easy to file

CONSISTENCY: thick

DISPERSION LAYER: yes

CURING: Dual LED: 30 - 60 seconds | UV: 3 minutes

SELF-LEVELING: slightly

volume: 5 ml | 15 ml | 30 ml | 50 ml



hard gel method –building gel, camouflage

EASY SHAPE COVER

- Revolutionary combination of a camouflage and builder gel
- The thickest gel in the Easy Shape Line
- Can be used to create an entire nail
- Perfect for painted and constructed French
- Perfect as a base for color

Tip

Taking into account the strong pigmentation, we suggest making the skeleton out of TAKE YOUR TIME BUILDER.

A wonderful choice! This is the gel which the Indigo Instructor Madelene Wolf worked with when she achieved the World Champion 2017 title.

CONSISTENCY: very thick

DISPERSION LAYER: yes

CURING: Dual LED: 30 seconds | UV: 2 minutes

SELF-LEVELING: no

volume: 5 ml | 15 ml | 30 ml | 50 ml



* the polymerization time is dependent on the type of lamp and the layer thickness

CAMOUFLAGE GELS

Classic Indigo camouflage gels have a nice honey-like consistency and a broad color spectrum. Stylists use them to elongate the nail bed. These gels are highly pigmented (80-90%) and do not leave streaks. They need to be covered with the transparent builder gel.

Tip

Remember to stir the product well prior to application.

hard gel method – camouflage

COVER NO.1

- Universal camouflage
- Natural shade

CONSISTENCY: semi-thick

DISPERSION LAYER: yes

CURING: Dual LED: 30 seconds | UV: 2 minutes

SELF-LEVELING: yes

volume: 5 ml | 15 ml | 30 ml | 50 ml



hard gel method – camouflage

COVER NO.2

- Warm shade
- For warm-toned, darker skin tones
- The most popular cover in Italy

CONSISTENCY: semi-thick

DISPERSION LAYER: yes

CURING: Dual LED: 30 seconds | UV: 2 minutes

SELF-LEVELING: yes

volume: 5 ml | 15 ml | 30 ml | 50 ml



hard gel method – camouflage

COVER NO.3

- Powdery pink shade
- Perfect for Babyboomer/Ombre
- Stylists often cover the entire nail with it

CONSISTENCY: semi-thick

DISPERSION LAYER: yes

CURING: Dual LED: 30 seconds | UV: 2 minutes

SELF-LEVELING: yes

volume: 5 ml | 15 ml | 30 ml | 50 ml



hard gel method – camouflage

COVER BLING BLING

- Naturalny odcień wzbogacony o multikolorowe drobinki
- The thickest of the camouflage gels
- 100% coverage with just 1-2 thin layers
- Recommended for beginners

CONSISTENCY: thick

DISPERSION LAYER: yes

CURING: Dual LED: 30 seconds | UV: 2 minutes

SELF-LEVELING: yes

Tip

Apply this cover in thin layers.

volume: 5 ml | 15 ml | 30 ml | 50 ml



WHITE GEL

hard gel method – white gel

IGLOO WHITE CREAM

- Snow-white
- Foam-like consistency
- 100% coverage
- Hard
- For use when constructing a French manicure
- Chosen by the Indigo Team as a default white gel for Nail Championships

A wonderful choice! This is the gel which the Indigo Instructor Madelene Wolf worked with when she achieved the World Champion 2017 title.

CONSISTENCY: thick

DISPERSION LAYER: yes

CURING: Dual LED: 30 seconds | UV: 2 minutes

SELF-LEVELING: no

volume: 5 ml | 15 ml | 30 ml | 50 ml



hard gel method – white gel

X WHITE BRUSH

- Thin
- Creamy white shade
- No dispersion layer
- Designed for use on a constructed nail
- For painting the French tip
- Perfect for Nail Art

CONSISTENCY: thin

DISPERSION LAYER: no

CURING: Dual LED: 60 seconds | UV: 3 minutes

SELF-LEVELING: yes

volume: 5 ml | 15 ml



SHINING GELS

Indigo shining gels have a lot of different features – you'll easily pick the one that fits your needs. Each one of them:

- create a beautiful shiny finish
- make the manicure last longer
- highlight the color depth
- protect the manicure from abrasion, scratches and discoloration
- doesn't spill onto the cuticles

Every Indigo shining gel needs to be cured for 30-60 seconds in a (Multi) LED lamp or 2-3 minutes in a UV lamp.

Tip

Wait for a few seconds after curing the gel before wiping the dispersive layer and applying the oil.

hard gel method – glossy gel

BASE & TOP COAT

- Used as a base coat for gel and acrylic
- Smoothes out the surface of gel nails and prepares them for the application of color
- Contains UV factors
- Creates an amazing, glossy finish if used as a top coat

Attention!

This gel contains UV filters which can add cooler tones to dark colors.

CONSISTENCY: very thin

DISPERSION LAYER: yes

CURING: Dual LED: 30-60 seconds | UV: 2-3 minutes

SELFLEVELING: yes

volume: 5 ml | 15 ml



hard gel method – glossy gel

SHINE ON!

- Hard
- No dispersion layer
- Designed for use with nail effects – creates a surface for nail art powders such as Holo Manix, GlassMe®, Metal Manix® Chameleon or Multichrome
- Doesn't contain UV filters
- Not recommended for soft, weak nails

Tip

Apply a thin layer to avoid cracking

CONSISTENCY: very thin

DISPERSION LAYER: no

CURING: Dual LED: 30-60 seconds | UV: 2-3 minutes

SELF-LEVELING: yes

volume: 5 ml |15 ml

hard gel method – glossy gel

WET LOOK

- Universal top coat
- Perfect for protecting a manicure created with nail effects
- Loved by hairdressers – resistant to hard conditions like consistent scratching or dulling caused by hair products

CONSISTENCY: thin

DISPERSION LAYER: yes

CURING: Dual LED: 30-60 seconds | UV: 2-3 minutes

SELF-LEVELING: yes

volume: 5 ml |15 ml



MATTIFYING GELS

hard gel method – matting gel

SATIN EFFECT UV TOP

- Creates a delicate satin effect
- Requires only a thin coat
- Dedicated for the hard gel and acrylic stylizations and for the nails hardened with the use of protein or keratin base

Tip

Remember to shake the bottle well before using!

CONSISTENCY: thin

DISPERSION LAYER: yes

CURING: Dual LED: 60 seconds | UV: 3 minutes

SELF-LEVELING: yes

volume: 5 ml | 15 ml



COLOR GELS

hard gel method – color gel

GEL BRUSH SOAK OFF

Why do the Stylists from all over the world love color gels by Indigo?

Because:

- they are highly pigmented,
- they provide great coverage,
- they do not flood the cuticles,
- they work well with the natural nail plate,
- the range contains more than 100 unique shades,
- they are perfect for designs and ombré,
- they are easy to use,
- they have a creamy consistency,
- dedicated for the hard gel and acrylic stylizations and for the nails hardened with the use of protein or keratin base.

Tip

The neon shades of gels should be applied on the white base to achieve the most vibrant effect.

CONSISTENCY: thin

CURRING: Dual LED: 30 seconds | UV: 2 minutes shine

volume: : 5 ml



hard gel method – color gel

GEL BRUSH COLORS



SKY BAR		METALLIC MARSALA		LOOK AT ME		ELEGANZA		ROSE QUARTZ		PIMP MY BIKE	
BLACK POISON		RED RUBIN		MALIBU BEACH		BE COOL		PRIMA BALLERINA		GIRL POWER	
NOSTALGIA		ALEXANDRIA		FRAGOLA BON BON		VENI VIDI PEACHY		MARZPAN NUDE		MARIA ANTONINA	
BRAZILIAN COFFEE		DARK AMETHYST		ANTONIO, FA CALDO		OH SO SPECIAL		PICCOLO LATTE		HOLA LOLA	
SWISS CHOCOLATE		SWEET POISON		CRUEL INTENSIONS		LOUD & PROUD		ATHENA		POPSTAR	
CHOCO MILKSHAKE		OBSESSION		POWERFUL		MAMMA MIA!		SIN CITY		THINK PINK	
SAFARI TRIP		PLUMTASTIC		MOULIN ROUGE		FELICE IO		DEJA VU		TROPPO BELLO	
POCAHONTAS		VIOLET VALENTINE		RED HOT PEPPERS		DREAMS COME TRUE		KARATE GIRL		SUPERWOMAN	
TALISMAN		LADY DRAGON		PUERTO RICO		PINK FLAMINGO		HAPPY HIPPO		PORCELAIN DOLL	
CAN'T SPEAK FRENCH		AVIATOR		DRACULA KISS		RASPBERRY JAM		MRS. GREY		MAYBE BABY	

COLOR GELS

hard gel method – color gel

GEL BRUSH CAT EYE

- The collection of magnetic gels
- Spectacular cat eye effect
- High coverage
- Unique patterns
- An unlimited amount of possible combinations thanks to specially created magnets
- Thin consistency
- 10 spectacular shades

Tip

Gels should be applied on a dark base.

CONSISTENCY: thin


CURRING: Dual LED: 30 seconds | UV: 2 minutes

volume: 5 ml

gel polish

COLORS OF GEL BRUSH CAT EYE





NAIL ART GELS

Indigo gels for nail art have a thick consistency and provide great coverage. They can be combined with other colors. Within years of work the Indigo Art Team has created this wonderful gel technology - which in the combination with the amazing talent allowed Anna Faber to take home the World Championship in 3D Nail Art.

hard gel method

NAIL ART

- Contains Easy Shape formula
- Inspired by the consistency of oil paint
- Thick, honey-like consistency (except White Paste, which is extremely thick)
- High opacity – can cover even dark shades
- Has a dispersive layer
- Perfect for structural and raised designs or ombré (even with black)
- Available in a jar

Tip

For black ombré we recommend using a Nail Art gel – they are very well pigmented, and allow you to create a perfect transition from light to dark.

CONSISTENCY: thick

CURING: Dual LED: 30-60 seconds | UV: 2-3 minutes

SELF-LEVELING: yes

volume: 8 ml



gel polish

NAIL ART COLORS



hard gel method

SHINE ON BLING BLING

- Honey-like consistency
- No dispersive layer
- Can be used on finished nails without the need to apply another top coat
- For ornaments or ombré
- Available in a jar

Tip

We suggest stirring the product well prior to use.

CONSISTENCY: thick

CURING: Dual LED: 60 second | UV: 3 minutes

SELF-LEVELING: YES

volume: 8 ml

gel polish

SHINE ON BLING BLING COLORS







hard gel method

ARTE BRILLANTE

- Well pigmented
- No dispersive layer
- Perfect for nail art powders like Holo Manix, GlassMe®, Metal Manix® Chameleon or Multichrome
- For micro painting, designs and ombré
- Can be used on finished nails without the need to apply another top coat
- Available in bottles

CONSISTENCY: semi-thick

CURING: Dual LED: 60 second | UV: 3 minutes

SELF-LEVELING: YES

volume: 5 ml

gel polish

ARTE BRILLANTE COLORS



hard gel method

SUGAR EFFECT

- The most popular gel for Nail Art in the Indigo Nails range
- Snow white
- Honey-like consistency
- Has a dispersive layer
- Perfect for sprinkling with acrylic powders (Sugar Effect Technique)
- Perfect for designs, Babyboomer, ombré and painted French
- For nail art effects and powders such as Mermaid Effect®, Holo, Metal Manix®
- Available in a jar

CONSISTENCY: semi-thick

CURING: Dual LED: 30 second | UV: 2 minutes

volume: 8 ml



hard gel method

PAINT GEL

- Black color
- Honey-like consistency
- Designed for sprinkling with a color acrylic powder (Sugar Effect technique)
- For use with transfer foil
- Perfect for designs, ombre
- For nail art effects and powders such as Mermaid Effect®, Holo, Metal Manix®
- Available in a jar

CONSISTENCY: semi-thick

CURING: Dual LED: 30 second | UV: 2 minutes

Attention!

If you buy the Paint Gel you'll receive a gift of gold and silver transfer foil.

volume: 8 ml



hard gel method

UV MOUSSE GEL

- Combination of Nail Art and Arte Brillante
- Consistency of a thick mousse
- Strong pigmentation
- No dispersion layer
- Easy application
- Gives plenty of time to perfect the design
- Perfect for structural, raised designs, ombre, shading, micro painting, ornaments
- Great for nail art effects
- Broad color spectrum
- Colors can be mixed
- Beautiful shine – no need for top coat application

CONSISTENCY: foamy, thick

CURING: Dual LED: 60-90 seconds | UV: 3 minutes shine

volume: 4 ml





ACRYLIC METHOD

Every Indigo monomer has low odor and combines well with acrylic powders and color products. They preserve the pristine white shade of a French tip. Each product has a different time of curing.

acrylic method

NAIL LIQUID

- Classic monomer
- Transparent with a light purple hue
- For quick work pace

volume: 150 ml | 250 ml | 500 ml

acrylic method

PRO-NOMER NNA FORMULA

- Purple color
- Makes the acrylic powders very pliable
- Helps to create impressive 3D art

volume: 150 ml | 250 ml | 500 ml

acrylic method

TAKE YOUR TIME MONOMER

- Specifically, for beginner Stylists
- Designed for slower work pace
- Perfect for hot weather – loved in Australia and Italy

volume: 150 ml | 250 ml | 500 ml

Acrylic Indigo powders are fine, plastic, easy to model and manipulate and resistant to crystallization. They work with the natural nail plate and are easy to file. They create a manicure free of air pockets and come in a number of different shades.



acrylic method

FASHION CLEAR

- Completely transparent

volume: 26 g | 38 g

acrylic method

FASHION PINK

- Translucent pink shade

volume: 26 g | 38 g

acrylic method

FASHION WHITE

- Snow-white

volume: 26 g | 38 g

acrylic method

COMPETITION WHITE

- Snow-white
- Quick curing time

volume: 26 g | 38 g

acrylic method

COVER NO.1

- Flesh color with pink undertone
- 90% opacity

volume: 26 g | 38 g

acrylic method

COVER NO.2

- Milky shade of peach
- 70-80% opacity

volume: 26 g | 38 g



acrylic method

COVER NO.3

- Cool tone of pink
- 70-80% of coverage

volume: 26 g | 38 g

acrylic method

COVER NO.4 - GLAMOUR

- Light pink with a fine silver shimmer
- 90% opacity

volume: 26 g | 38 g

acrylic method

COVER NO.5 - BLING BLING

- Nude shade with a multi-color shimmer
- 90% opacity

volume: 26 g | 38 g

acrylic method

COVER NO.6 - NATURAL CHIC

- The darkest shade of acrylic cover that Indigo offers
- Pink shade with a peachy undertone and a delicate, subtle golden shimmer
- 100% coverage

volume: 26 g | 38 g

acrylic method

COVER NO.7

- Peachy- pink shade – for warm-toned, darker complexion
- 100% coverage

volume: 26 g | 38 g



COLOR ACRYLICS

Indigo color acrylic powders are very fine, pliable and pigmented. They allow for the most spectacular and precise nail art. They come in perfect shades, work great with Ombre and timeless Sugar Effect. Our clients love them for their amazing colors.

volume: check on www.indigo-nails.com

colorful acrylic powders

WHITE COLLECTION



colorful acrylic powders

NEON COLLECTION



colorful acrylic powders

PASTEL COLLECTION





ACRYLIC PAINTS

Richly pigmented Indigo acrylic paints will allow you to make your dream salon nail designs. The paints will impress with excellent opaque coverage with the first thin coat. They are perfect for painting precise lines, filigree designs, shading and creating a shade/light effect. These paints will prove themselves when they are used for One Stroke, Zhostovo or Folk Art techniques. All of the colors blend and mix beautifully together, creating new, unique shades - thanks to this, Nail Art is a pleasure!

The paint comes in a bottle - it does not dry out and stands the test of time.

volume: 10ml

acrylic paints

METALLIC COLORS



acrylic paints
CLASSIC COLORS



SUBSIDIARY PRODUCTS

liquid preparations

CUTICLE REMOVER

A gentle product for softening the cuticles in a gel form. It is efficient in softening dry and hardened cuticles, which makes it easier to remove them. Perfect for a bio-manicure. The product comes in a handy bottle with a brush.

Tip

Apply a thick layer of the product. Wait for 2 to 3 minutes before removing the cuticles.

volume: 10 ml

liquid preparations

LANOLINE SKIN CARE REMOVER

A liquid for removing a gel polish manicure – very efficient and at the same time delicate on the skin. It completely dissolves Indigo gel polishes and makes the removing process a lot quicker.

volume: 250 | 500 ml

liquid preparations

CLEANER WIPE OFF

An effective product for removing the dispersive layer. Perfect for wiping the top coat. It quickly removes the sticky residue, it doesn't mattify the products and prepares the surface for designs and application of the decorations. Irreplaceable in creating designs using Sugar Effect.

volume: 500 ml

liquid preparations

NAIL POLISH REMOVER

Acetone-free nail polish remover is an effective product for removing nail polish and delicate on the nails and skin. Available in two pleasant scents.

volume: 500 ml

scents: Seventh Heaven | Coconut



liquid preparations

CLEANER SHEA SUPER SHINE EFFECT

This 2 in 1 product, loved by every Stylist, it is a combination of Cleaner and shea butter. It removes the sticky dispersive layer and creates a spectacular shine. Thanks to nourishing ingredients it speeds up the manicure process and eliminates the need for cuticle oil. The product is scented with our Seventh Heaven fragrance.

Tip

After curing the last layer of the manicure wait for around 20 seconds before you use Cleaner Shea Super Shine Effect.

volume: 250 ml | 500 ml

liquid preparations

CLEANER

An irreplaceable product for creating gel, acrylic or gel polish manicure. Used for dehydrating the nail plate before the primer. This high-quality product guarantees that the applied products will bond well to the nail plate.

volume: 5 ml | 15 ml | 250 ml | 500 ml

liquid preparations

ACID FREE PRIMER

Acid free primer designed for use on weak and damaged nails. It doesn't sting and doesn't irritate the cuticles. It doesn't evaporate, instead it leaves a sticky residue which works like a double-sided tape – it bonds the nail plate with acrylic, gel and gel polish products. Should be used after the Cleaner.

volume: 5 ml | 15 ml

liquid preparations

ACID PRIMER

A very strong and efficient product which enhances the cohesion properties of acrylic and gel products to the natural nail plate. Dedicated to problematic nail plates, recommended in case of the hyperhidrosis and hormonal imbalance. You only need to apply a tiny amount and wait until the product evaporates.

volume: 5 ml | 15 ml





liquid preparations

FOIL GLUE

A glue for transfer foil for gel, acrylic and gel polish manicure. An excellent product for creating art designs. A wide, handy brush ensures an easy application. The moment the applied product changes color from purple to transparent is the moment you can press the transfer foil.

volume: 5 ml

liquid preparations

NAIL GLUE

A very strong glue for rhinestones, ornaments and tips. It dries quickly, bonds strongly and keeps any added gems firmly on the nail until the next visit to the salon.

volume: 7,5 ml

liquid preparations

BRUSH CLEANER

A product for cleaning and taking care of the brushes, extending their longevity. It successfully dissolves the impurities and dry acrylic. The gentle formula makes the bristle springy, preserves its original shape and makes it last longer.

volume: 150 ml



NAIL POLISHES

NAIL POLISHES

Indigo nail polishes have a large fan base among the women who prefer the traditional manicure because Indigo nail polishes:

- have the most beautiful colors,
- dry fast,
- are flexible,
- are durable,
- are highly pigmented,
- come in a huge variety of colors,
- work well on the natural nail plate,
- have a creamy consistency,
- do not chip,
- have a shiny finish,
- do not contain formaldehyde,
- nail polishes based on the vinyl resin.

nail polishes

DIAMOND BASE

- The most durable base coat for the traditional manicure
- Recommended for soft nails

volume: 10 ml



nail polishes

VINYL BASE

- Flexible coat
- Recommended for damaged nail plate
- Milky-pink color
- Perfect for a French manicure
- Can be used as a standalone product

volume: 10 ml



nail polishes

SHINING TOP COAT

- Beautiful shine
- Dries quickly
- Doesn't change the color
- Protects the manicure

volume: 10 ml



nail polishes

NANO TOP COAT

- The hardest top coat for a traditional manicure
- Creates a tight armour on the manicure
- Protects from scratches and abrasions

volume: 10 ml



nail polishes

MATTE EFFECT TOP COAT

- Just one coat will create a matte effect on the nail
- Can be used on traditional nail polish but also on gel polish, acrylic and gel
- Easy to remove off gel polish, acrylic and gel

Tip

Shake the bottle before use.

volume: 10 ml















nail polishes

MIAMI COLLECTION



nail polishes

GLITTER





nail polishes

SUMMER COLLECTION



nail polishes

AUTUMN COLLECTION



nail polishes

WE ARE THE COLORS



NAIL ART EFFECTS

In Indigo Nail's range, you will find nail art effects which can be applied onto the dispersive layer and those that need to be applied onto products without the dispersive layer.

1. THE NAIL ART EFFECTS THAT SHOULD BE APPLIED ONTO PRODUCTS WITH THE DISPERSIVE LAYER (GEL POLISH, SUGAR EFFECT, PAINT GEL, REMOVABLE TOP COAT):

effects

MERMAID EFFECT®

A bestselling nail art effect and Indigo original, which has won the hearts of women across the world. It is quick and easy to apply. It can change a regular gel polish manicure into a unique, sparkling nail design. Mermaid Effect is available in 12 shades – from the subtle pastels to the vibrant neon shades. All can be applied onto a smooth surface or as a frost effect. It's worth to test the Mermaid Effect on different colors because each time the result will be slightly different.

Attention!

The original Mermaid Effect® available only at Indigo.

effects

COLORS:



effects

PIXEL EFFECT

Amazing particles which transform a manicure into a beautiful sequin nail design. They transform each color into different but always unique effects which will draw everyone's attention. Pixels are available in eight colors, among them there are five juicy neon shades. The Pixels can be applied onto a smooth surface or as a sparkling frost. The perfect idea for an amazing manicure with a spectacular shine.

effects

COLORS:



effects

EFEKT HOLO

Holo Effect is a nail art effect which shines with every color of the rainbow. It creates an extravagant manicure. This nail effect has taken the hearts of women all over the world by storm because the transformation is dramatic and the nails become a spectacular addition to any outfit. Holo Effect comes in fourteen different shades and each one of them creates a hypnotizing nail design.

effects

COLORS:





effects

METAL MANIX®

Original Indigo metal effect creates a spectacular metallic shine on the nails. This is a great idea for a manicure which is marvelous and simple at the same time. The metal effects create shine with tiny visible particles. Metal Manix® comes in 6 amazing shades –each of them will allow creating a very quick stylization worth the biggest stars. Dedicated for the Sugar Effect or Paint Gel.

effects

COLORS:



2.NAIL EFFECTS APPLIED ONTO PRODUCTS WITHOUT THE DISPERSIVE LAYER (DRY TOP, SHINE ONE, ARTE BRILLANTE, UV MOUSSE GEL):

effects

METAL MANIX® MULTI CHROME

A fine pigment which will enable you to create an amazing chrome effect on nails in a matter of seconds. Thanks to a transparent structure it is possible to create a perfect, mirror surface on any color you can think of. The effect is very durable and easy to apply. All you need to do is to rub it into a product without a dispersive layer to create an amazing effect of mirror nails. It's an easy way to create a marvelous manicure.

Tip

The mirror effects should be protected by two thin layers of the dispersive top.



Multi Chrome

effects

METAL MANIX® CHAMELEON

An amazing fine pigment which creates a metallic, color-shifting surface. Once it's applied to a black base color, it produces a phenomenal chameleon effect. It can produce a number of shades with an amazing depth, depending on the intensity and the angle which the light hits the surface. Metal Manix Chameleon is available in 5 amazing versions, each one of them gives your finished manicure a different dimension and appearance.

Tip

The mirror effects should be protected by two thin layers of the dispersive top.

effects

COLORS:



effects

HOLO MANIX

A fine unique nail pigment which creates a smooth, holographic surface. Thanks to a semi-transparent structure you can create the effect on any color in the extensive range from Indigo. The pigment is easy to use and the rainbow mirror surface creates a long-lasting impression.

Tip

The mirror effects should be protected by two thin layers of the dispersive top.

effects

COLORS:



efekty

GLASSME®

A very fine powder which creates an opalescent effect once applied on the nail. It creates a beautiful, smooth surface that doesn't overshadow the base color. GlassMe® will enchant you, not only with its beautiful shine but also with its easy application. The opalescent surface looks great especially on pastel shades of gel polish but can be matched with any color.

Tip

The mirror effects should be protected by two thin layers of the dispersive top.

effects

COLORS:



GlassMe Volcano



GlassMe Rainbow

effects

GLAMMER

A very fine powder in two fantastic colors: gold and silver. It produces a subtle but distinctive finish. Once applied, it creates a smooth surface with a pearly shine. It turns nails painted with pastel colors into a subtle manicure but on the darker colors the effect is more visible.

Tip

The mirror effects should be protected by two thin layers of the dispersive top.

effects

COLORS:



Glammer Gold



Glammer Silver

effects

SNOW EFFECT

The incisive flecks that allow you to create amazing 'frost' nails in classic time less hues- crystal white, elegant black and deep red. It's a great idea for the breathtaking manicure for your 'big time out'. The shimmery flecks go amazingly well with night gowns and incisive jewelry.

effects

COLORS:



White Snow



Black Snow XL



Black Snow



effects

SMOKE POWDER

The powders in 11 incisive, energetic, deep colors, thanks to which we can create the endless number of smoky styling. They look good on their own and in a combination with different colors.

Thanks to the Smoke Powder you can show your artistic expression.

Get carried away by the imagination!

YELLOWMANIA



PAPAYA



MANDARINA



HAVANA RED



ATOMIC ORANGE



BRUTAL PINK



INTENSE MAGENTA



AFRICAN VIOLET



ELECTRIC BLUE



BABY BLUE



ULTRAGREEN



BRUSHES

Indigo brushes are characterized by:

- High quality,
- Precision,
- Ergonomic handle,
- Great absorptivity

brushes

MASTER NAIL ART

- Thin brushes
- For precise work
- Nr 002, 004, 005, 006 – synthetic bristle,
- For hard gels, gel polish with the additional ending which makes the bristle extremely precise
- 003 – natural bristle, for the acrylic paints

brushes

AQUARELLE STING

- Natural bristles
- For painting with aquarelle paints and gels
- For micro-painting and Nail Art

brushes

ONE STROKE

- Synthetic hair cut straight or at an angle
- For shading
- For designs created in One Stroke technique

brushes

MASTER PAINT

- Natural bristle form the red marten
- Flexible, soft
- For many techniques



brushes

OVAL EXCELLENT NO.6

- Natural 100% Kolinsky bristle
- Sharp point
- Perfect for acrylic flowers and other Nail Art techniques

brushes

ACRYLIC OVAL NO.8

- Natural 100% Kolinsky bristle
- Picks up just the right amount of acrylic product
- Recommended for beginners

brushes

VLADA BULLE BRUSH

- Designed by Instructor Vlada Bulle
- Natural Kolinsky bristle
- The shape of the belly is perfect for picking up big beads of product
- For quick work
- For long nails

brushes

GEL BRUSH 4,6

- Natural bristle
- For hard gel method
- To build a nail and to apply the color
- Rounded on one side and square on the other

brushes

BASIC GEL BRUSH

- Synthetic bristle
- For hard gel method
- Cat's tongue shape – allows to precisely apply the color near the cuticles



brushes

3D CAT TONGUE 4

- Natural bristle made from American Mink
- Flexible, soft
- Created for various techniques



brushes

PRO BRUSH 2,4

- Cat's tongue
- Natural bristle 100% Kolinsky
- Flexible, soft
- For acrylic nail art and for Nail Art techniques





DEVICES

devices

36 W BOX MULTI LED / UV LAMP INDIGO BOX

The reliable lamp with the latest Dual LED technology. 18 LEDs emit a white light which is harmless to the skin and will perfectly cure every Indigo gel and gel polish product, which guarantees the manicure will last. The lamp has four timing settings: 30, 60 and 90 seconds and the additional SOFT setting. Turning it on will cause the lamp to gradually raise the intensity of the light which is perfect for curing builder gels. Thanks to the double display on either side of the device it can be controlled by both the Stylist and the Client. The lamp is also equipped with the motion sensor which activates the light once the hand is inside. A removable, magnetic tray makes the lamp perfect for both pedicure and manicure and keeping the lamp clean. The small size and minimalistic design makes this lamp match any salon interior.

Size: 205 x 176 x 84 mm

Weight: 1000 g

Power: 36W

Power source: input power: 100~240V 50-60Hz, output power: 12V 3A

Light frequency: 365nm and 405nm

Warranty: 12 months



E-FILES

You can find two versions of the e-file in our range – portable and stationary.

The portable e-file is equipped with a battery and a power saving system which provides 5 hours of constant work without the need for charging. The speed dial allows for a smooth regulation of the e-file speed. The digital display and the automatic safety system make sure that your work is comfortable. Thanks to the small size and weight you can take this file wherever you go.

Power: 24W, weight – 277g, size – 6 cm x 12,8 cm.

The stationary e-file is an indispensable device in any nail salon. Thanks to the small size and the sleek shape it doesn't take too much space on the table. Modern, minimalistic design and neutral white color help this device to blend into any salon interior. You can use the provided pedal to control the speed.

Power – 90W, weight 1234g, size 1,8 x 18,6 cm.

Both e-files are equipped with a high-speed head (from 0 to 30 000 rpm, a torque of 5.71 mNm). The very light handle provides a comfortable work but at the same time, it doesn't vibrate even when with the maximum revolutions. The stability guarantees absolute precision, safety and comfort. The TWIST-LOCK mechanism allows changing the file bit with just one move. The 110-220 V / 50-60 Hz power protects the motor from overheating and prevents the bit from jamming. This high-quality device will serve you for many years. The e-files have the EU CE certificate and have a 24-month warranty.



E-FILE BITS

All e-file bits are high-quality and durable tools. The perfect execution provides comfort during work. They are easy to clean and resistant to disinfecting liquids. They can be used wet and dry.

Tip

Remember to choose the right bit for the task.

e-file bits

INDIGO STYLE E-FILE BITS

- Very sharp e-file bits
- For removing acrylic and gel
- Durable INFINITY LIFE coat
- Special double ridges make the removal a lot faster
- Can be used for removal of tough layers of the skin and calluses
- 2 shapes available: cylinder – no.1, rounded cone – no.2

Tip


Indigo Style E-File Bit no.1 in a shape of a cylinder is a universal bit, used also by left-handed (because of the grooves on the file bit).



e-file bits

INDIGO E-FILE BITS I-III

- Spherical cylinder shape
- Made from cemented carbide
- Available in 3 different grits:
 - Red – the gentlest one, for removing gel polish even from natural nail plate. Favorite among stylists also known as “the rubber” because taking off gel polish is as easy as erasing pencil marks.
 - Blue – for removing gel polishes and gels.
 - Green – for hard gels and acrylics.
- Designed for taking off gel polish and color gel
- Rounded tip allows for precise removal of the product in the cuticle area without damaging the constructed nail
- Recommended for beginners



INDIGO CUTICLE E-FILE BITS

Precise files designed for the e-file manicure and cleaning the underside of enhanced nails. Perfect for working in the cuticle area.

e-file bits

NO.1-4

- Diamond e-file bits
- Shapes: 1- tear, 2- needle, 3 – narrow cylinder, 4 – wider cylinder

e-file bits

NO.5

- Made from cemented carbide
- For removing gel polish and gel
- For smoothing out the underside of the nail

e-file bits


NO. 6-15

- Very precise shape of the ball allows working near cuticles
- No.6 -made out of cemented carbide
- No 7 and 8 – diamond e-file bit
- No 9 – diamond e-file bit in a shape designed for removing and working on the cuticle area and proximal nail fold

e-file bits

INDIGO CERAMIC E-FILE BIT NO.1

- The only ceramic file bit offered by Indigo
- For removing dead skin near cuticle area
- Shaped perfectly
- Recommended for beginner Stylists



MANICURE SHEA INDIGO

It's a manicure that strengthens the nails. Thanks to the properties of the natural shea butter, it affects with the strong regeneration to the nails, makes them more resistant to injuries, and protects them from breaking and splitting. What is more, it gets deep in the skin, moistening and nourishing it, also protecting it from the harmful effects of the atmospherical conditions and prolonging the aging processes.

Shea manicure step by step:

1. sanitize the Customer's hands and nails. Evaluate on their condition,
2. clean the nail plate, push the cuticles with a disposable wooden stick or with the pusher
3. remove the cuticles using the Cuticle Remover and/or the nippers,
4. shorten and even the plate using the file of minimum 180 grades,
5. smooth the plate with the file of 240 grades,
6. apply the Indigo shea butter on the nail plate, 400 grades,
7. polish the shea butter in using the Diamond Shine file,
8. apply and polish the shea butter again (do not matte the nail plate this time)
9. massage the Customer's hands using the Indigo shea butter, 4 000 grade

manicure shea

PARFUMED SHEA BUTTER

- a very universal product
- nourishes the skin intensively getting into its depth
- includes the sweet almonds oil, coco nut oil, bee wax, argan oil
- the immediate relief for the dry skin
- does not block the pores, letting the skin breathe
- used regularly protects from the appearance of wrinkles, reduces the stretch marks and improves supplying the skin with blood
- it has the antibacterial and anti-inflammatory effect
- it contains the natural UV filter which protects the skin from the harmful atmospherical effects – the sun, the wind and the frost
- available in the scents of Indigo creams and balms

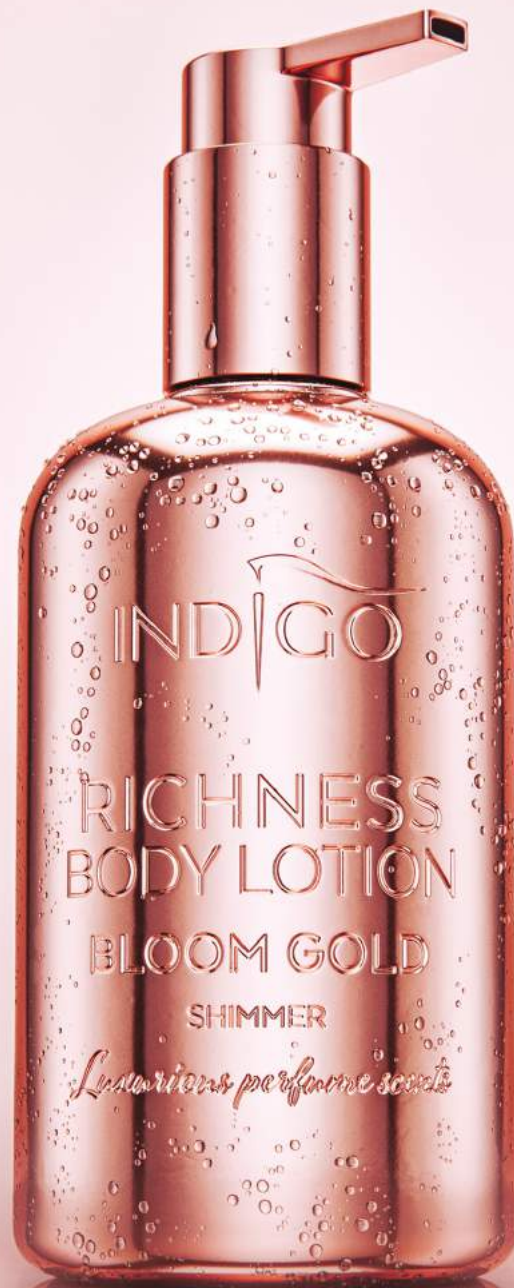
volume: 75 ml

manicure shea

SHEA CUTICLE ELIXIR

- available in the scents of Indigo creams and balms
- All the properties of the shea butter are closed in the product which allows to take care of the cuticles and subtly finish the manicure
- comfortable pipette makes the cosmetic application easier

volume: 8 ml



INDIGO

RICHNESS
BODY LOTION

BLOOM GOLD

SHIMMER

Luxurious perfume scents

manicure shea

SCENTED ARGAN OIL

- Comes in beautiful Indigo scents
- Luxury after-bath oil with a combination of nourishing properties of Argan oil and sweet almond oil
- Amazing moisturizing properties
- Enhances the hydro-lipid barrier on the skin
- Perfect cosmetic after sunbathing – brings instant relief and smoothes out the dry skin
- Perfect product for hair care – makes the hair look healthy and shiny
- Easy to use – comes in a form of a handy spray
- Available in Bling Bling version with a golden shimmer

volume: 100 ml

manicure shea

SHEA SUGAR SCRUB

- Luxurious combination of sugar scrub and Shea butter
- Makes the skin smooth and moisturized
- Comes in two signature Indigo scents Seventh Heaven and Matrioshka
- Nice, easy to apply consistency
- Comes in a 500 ml container
- Rich formula – 12% Shea butter, 11% coconut oil, almond oil, macadamia oil, coco butter

volume: 500 ml

SPA

SPA

SPA

Why do women love Indigo's creams and lotions?

- Beautifully scented
- Guarantee of complex and efficient care – intense hydration, regeneration and soothing of irritated areas
- Thanks to the formula with Shea butter they provide intense hydration and regeneration
- Contain precious ingredients such as vitamin E, Sodium hyaluronate, Macadamia nut oil (lotion), sweet almond oil (cream)
- Momentalnie wpływają na poprawę stanu i wygląd skóry
- Immediately improve the look and the state of the skin
- Spread well and get quickly absorbed into the skin
- Come in a number of scents
- Seventh Heaven scent is available in Shimmer version with the addition of a golden shimmer
- Used by Celebrities, Bloggers and Influencers because of their properties and beautiful scents

volume:

creams: 30 ml | 100ml | 300ml

lotions: 100ml | 300ml



SPA

HOME SPA KITS

The kit includes:

- Hand cream or body balm 300 ml
- Shea butter
- Shea Elixir- cuticle oil
- Indigo Sample Collection- includes all the Indigo hand creams and body balms scents, to easily find the most beautiful one.

The kits are available with the following creams:

- Seventh Heaven, Raspberry Love, Love Story

The kits are available with the following balms:

- Pop Sugar, Arome 99, Femme Fatale, Indigolicious

The sets that will make each women smile!

The stylish box includes wonderful cosmetics of seductive Indigo scents for body and hands care.



SPA

SERUM FOR NAILS WITH MYRRH OR JOJOBA OIL

- Professional nail and cuticle care for use at home
- Rich formula based on ingredients like almond oil, Argan oil, nettle extract, myrrh oil or jojoba oil
- Solution to brittle, splitting nails
- Deep moisturizing of the nail plate
- Regeneration of dry skin
- Comes with a handy brush which makes application easy
- Elegant golden pen – perfect for your Client's bag

Serum with myrrh received an award at a prestigious competitions: BEAUTY FORUM AWARDS 2017 in "Hand and Nail care" category and InStyle BEST BEAUTY BUYS 2017 in "Manicure & Pedicure" category.

volume: 2,5 ml

SPA

FOOT LOVER - FOOT CREAM

- Scented with one of the most popular Indigo fragrance – Seventh Heaven
- Contains active ingredients such as beeswax, urea, allantoin, flax, sweet clover
- Ensures intense hydration
- Prevents skin from drying and cracking
- Smooth, soft and flexible skin
- Relief for tired feet

volume: 100 ml





WWW.INDIGO-NAILS.COM

